





Summer Reading 2023

Help us reach our goal of reading  
**3 million minutes**  
by logging your minutes in Beanstack

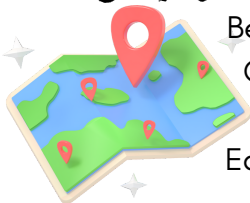
## My Life in Pictures

by Deborah Zemke

Bea Garcia is an artist and her best friend moves to Australia. Bea has to draw her best friend waving good-bye. Then, Bert moves in next door and he burps, buzzes, and calls Bea names. He even tries to steal her book of drawings! Luckily, Bea knows that her pencil has power and figures out just what to draw to put Bert in his place.



### Geography: Search on Google Earth



Bea's teacher discusses the Grand Canyon, the Mariana Trench, and Mount Everest. Search Google Earth to explore those (and other) locations mentioned in the book.

## Create Successful Reading Habits

Parents and caregivers can turn reading into something special.


- Plan a visit to the public library to get a library card.
- Ask your student questions about what they are reading.
- Read with and to your student to make it a shared experience.
- Ask questions about the characters or illustrations and encourage your student to mention details and describe events.
- Reading just 20 minutes a day will enrich your student's vocabulary by 1.8 million words.
- Help your student log their minutes in Beanstack to enter our Summer Reading Celebration prize drawings.

## Read and Write About It



Read or watch any of the resources listed below at  
[bit.ly/ocpsmylifereads](https://bit.ly/ocpsmylifereads)

- **Read:** RAZ Plus Nonfiction
  - The Grand Canyon - English
  - El Gran Canon - Spanish
- **Draw:** PBS LearningMedia - watch these short videos to learn how to draw animals mentioned in the book.
  - Draw an Octopus
  - Draw a Kangaroo & Joey
- **Write:** How would Bea's story been different without illustrations?





## Vocabulary Scavenger Hunt

Be on the lookout for these words. If necessary, look them up on dictionary.com or use the context clues in the sentence to infer what the word means.

### Chapters 1 & 2

- octopus
- vampire
- elephants
- mustache
- crabapple

### Chapters 3 & 4

- million
- vanilla
- polka dots
- wheelbarrow
- shovel

### Chapters 5 & 6

- growly
- fireman
- monster
- flattened
- rotten
- Australia

### Chapters 7 & 8

- journey
- universe
- knowledge
- continent
- Antarctica

### Chapters 9 - 12

- Mount Everest
- Pacific Ocean
- imaginative
- inaccurate

## Ask Questions and Make Connections

Pause to ask questions as you read the book with your student. Encourage your student to make connections to their life, other books and the world around them. Discuss the illustrations in the book and connect them to the story.

### Before

- The title of this story is *My Life in Pictures*. What do you think this story will be about?
- Name the things that Bea has drawn on the front cover.
- Why do you think Bea has a pencil in her hand and is drawing?

### During


- Is this book fiction (made up) or nonfiction (real)?
- What are the names of the main characters?
- What was magical about the tree on page 21?



### After

- How does drawing help Bea think through her emotions?
- How do you make new friends?

## Draw your Favorite Things & More!



Draw your favorite and not-favorite things! Draw things that have happened to you and what you WISH would happen to you...just like Bea!

## Keep Reading


If your student liked this book, they may also enjoy the titles below which are available on **LaunchPad** in **Sora**.

Also by Deborah Zemke:

- *The Bea Garcia series*

By other authors:

- ish by Peter Reynolds
- The Dot by Peter H. Reynolds
- Drawing Florida's Sights and Symbols



More Resources at [SummerReading.ocps.net](http://SummerReading.ocps.net) | #OCPSreads